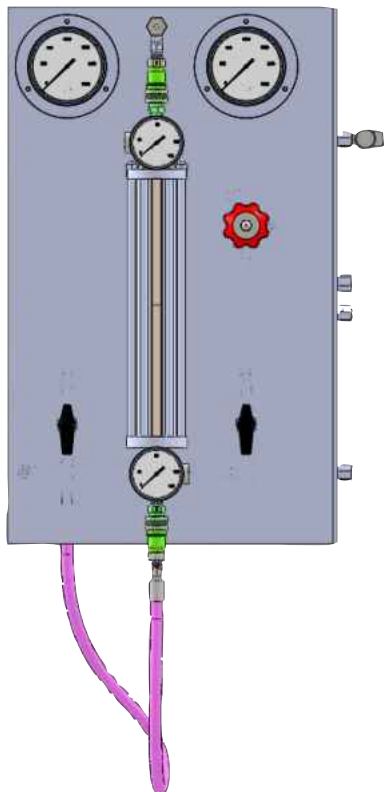


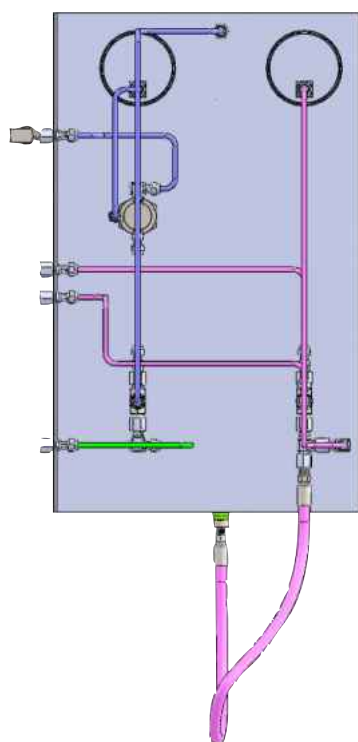
COBRA - CP



CONSTANT PRESSURE SAMPLE SYSTEM

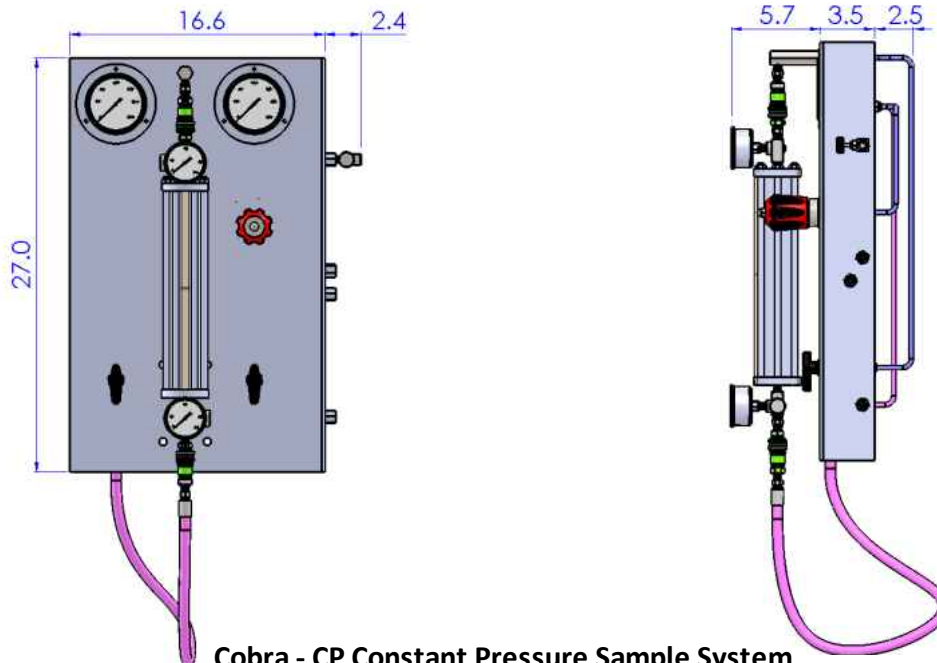
The Cobra CP closed loop sampling system is specifically designed to collect a sample in a constant pressure cylinder in the safest and most efficient way. Ideal for use in natural gas, specialty gas and light liquid hydrocarbon applications, the Cobra CP is safe for both the operator and environment, providing an emissions-free sampling capability to keep both pollution and sample contamination levels to an absolute minimum. It's ideally suited to use in the petrochemical, refinery and natural and specialty gas industries.

The Cobra CP sampling system simplifies the sampling process further by allowing constant pressure cylinders to be charged at the system. The system allows for easy insertion and removal of sample cylinder with no special tools required. It also accommodates dual phase sampling without fear of sample contamination by keeping the sample at a constant pressure and preventing flashing of high vapor pressure compounds. The Cobra CP allows compliance of LDAR and MACT requirements.



KEY FEATURES:

- ▶ Provides safe sampling method for collecting samples in a constant pressure cylinder
- ▶ Allows for charging of constant pressure cylinder at sample system location which saves operator time
- ▶ Sample system is designed with minimal valve operations so a representative sample can be obtained quickly and easily.
- ▶ Step by Step Instruction Tag and valves labeled for simple operation
- ▶ All connections are made on side plane and labeled for ease of installation
- ▶ Quick Disconnects allow for no tool removal of sample cylinder
- ▶ Cylinder guides allow for quick installation and stabilization of sample cylinder
- ▶ Following applications:
 - Light liquid hydrocarbon
 - Dual phase samples
 - Specialty gas



Cobra - CP Constant Pressure Sample System

Media	
G	Gas or Vapor
L	Liquid
Sample Cylinder Size	
3	300cc Piston Sample Cylinder
5	500cc Piston Sample Cylinder
Q	Other (please specify)
O-Ring Material	
V	Viton
K	Kalrez
Q	Other
Compression Fitting	
S2	Standard (1/2") * Vent Connection 1/4"
W2	Swagelok (1/2") * Vent Connection 1/4"
P2	Parker (1/2") * Vent Connection 1/4"
Q	Other
Quick Disconnect Type	
SW	Swagelok
PK	Parker
Q	Other (please specify)
Vent Type	
S	Vent to Flare
EF	Vent to Emission Filter
EFSS	Vent to Stainless Steel Emission Filter
EFI	Vent to Emission Filter with Indicator
EFISS	Vent to Stainless Steel Emission Filter with Indicator
Process Temperature	
S	Standard (Process Temperature < 140F
C	Cooler Required (Process Temperature > 140F
Process Pressure Range	
1	0-100 psi Inlet Pressure Gauge
2	0- 200psi Inlet Pressure Gauge
3	0- 300psi Inlet Pressure Gauge
4	0- 400psi Inlet Pressure Gauge
Q	Other (please specify)
Materials of Construction	
S	Stainless Steel
Q	Special (please specify)
Options	
PS	PipeStand (2")
PBI	Process Isolation Valve (Inlet)
PBR	Process Isolation Valve (Return)
DS	Dual Pipe Stand for mounting cooler
ENC	Mounted in Enclosure
PM	Sample Pump
PX	No Process Return (Return to Vent)

